Exhibit D2

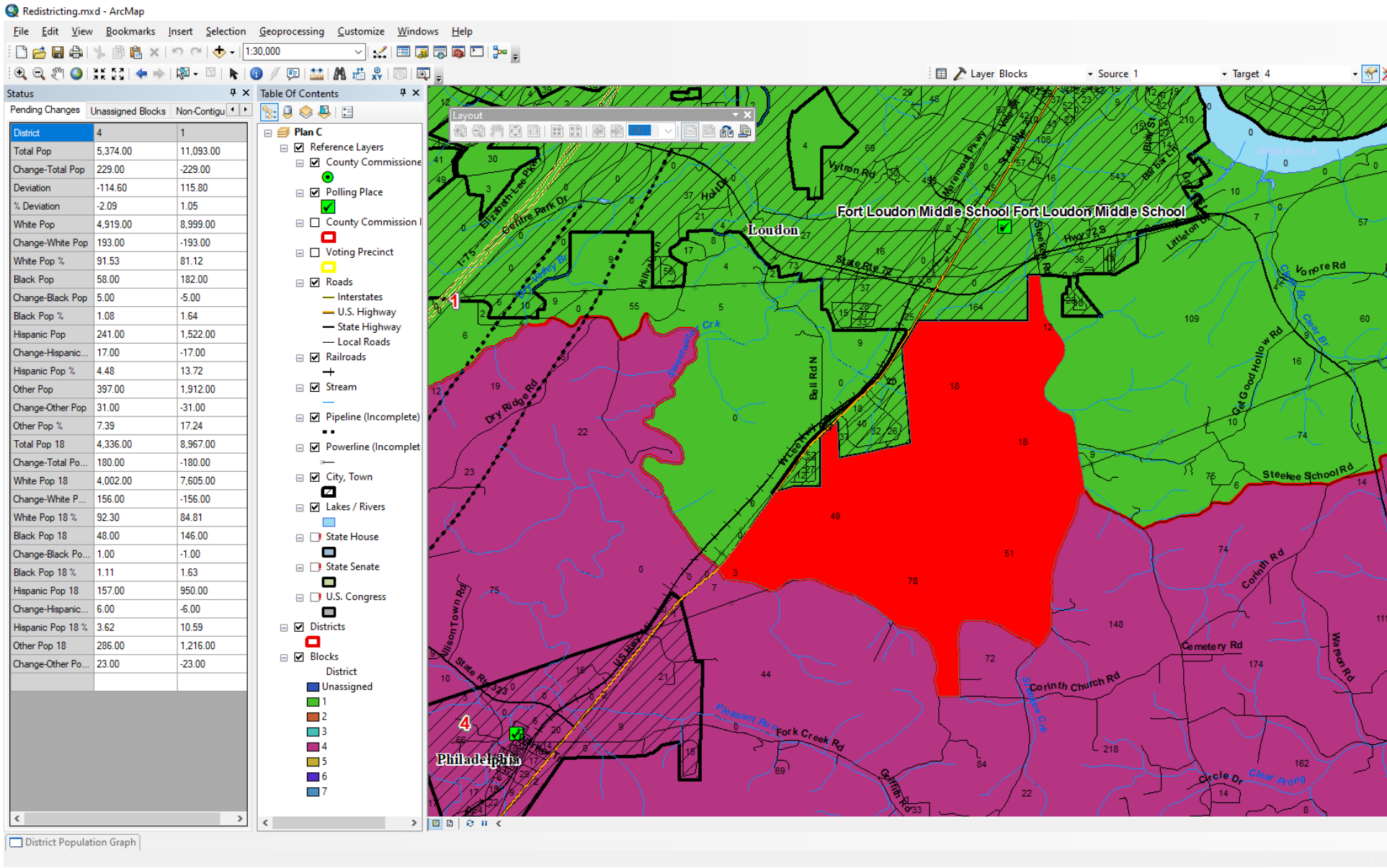
Redistricting.mxd - ArcMap
File Edit View Bookmarks Insert Selection Geoprocessing Customize Windows Help
1:30,000
Layer Blocks
Source 1
Target 4
Status
Pending Changes
Unassigned Blocks
Non-Contigu
District 4 1
Total Pop 5,374.00 11,093.00
Change-Total Pop 229.00 -229.00
Deviation -114.60 115.80
% Deviation -2.09 1.05
White Pop 4,919.00 8,999.00
Change-White Pop 193.00 -193.00
White Pop % 91.53 81.12
Black Pop 58.00 182.00
Change-Black Pop 5.00 -5.00
Black Pop % 1.08 1.64
Hispanic Pop 241.00 1,522.00
Change-Hispanic... 17.00 -17.00
Hispanic Pop % 4.48 13.72
Other Pop 397.00 1,912.00
Change-Other Pop 31.00 -31.00
Other Pop % 7.39 17.24
Total Pop 18 4,336.00 8,967.00
Change-Total Po... 180.00 -180.00
White Pop 18 4,002.00 7,605.00
Change-White P... 156.00 -156.00
White Pop 18 % 92.30 84.81
Black Pop 18 48.00 146.00
Change-Black Po... 1.00 -1.00
Black Pop 18 % 1.11 1.63
Hispanic Pop 18 157.00 950.00
Change-Hispanic... 6.00 -6.00
Hispanic Pop 18 % 3.62 10.59
Other Pop 18 286.00 1,216.00
Change-Other Po... 23.00 -23.00
Table Of Contents
Plan C
Reference Layers
County Commissione
Polling Place
County Commission I
Voting Precinct
Roads
Interstates
U.S. Highway
State Highway
Local Roads
Railroads
Stream
Pipeline (Incomplete)
Powerline (Incomplet
City, Town
Lakes / Rivers
State House
State Senate
U.S. Congress
Districts
Blocks
District
Unassigned
1
2
3
4
5
6
7
Layout
Fort Loudon Middle School Fort Loudon Middle School
Loudon
Philadelphia
Vytron Rd
Dry Ridge Rd
Bell Rd N
Steekee School Rd
Corinth Rd
Cemetery Rd
Corinth Church Rd
Fork Creek Rd
Allison Town Rd
Circle Dr
Clear Prong
Wates Bar Lk
District Population Graph

Exhibit D3

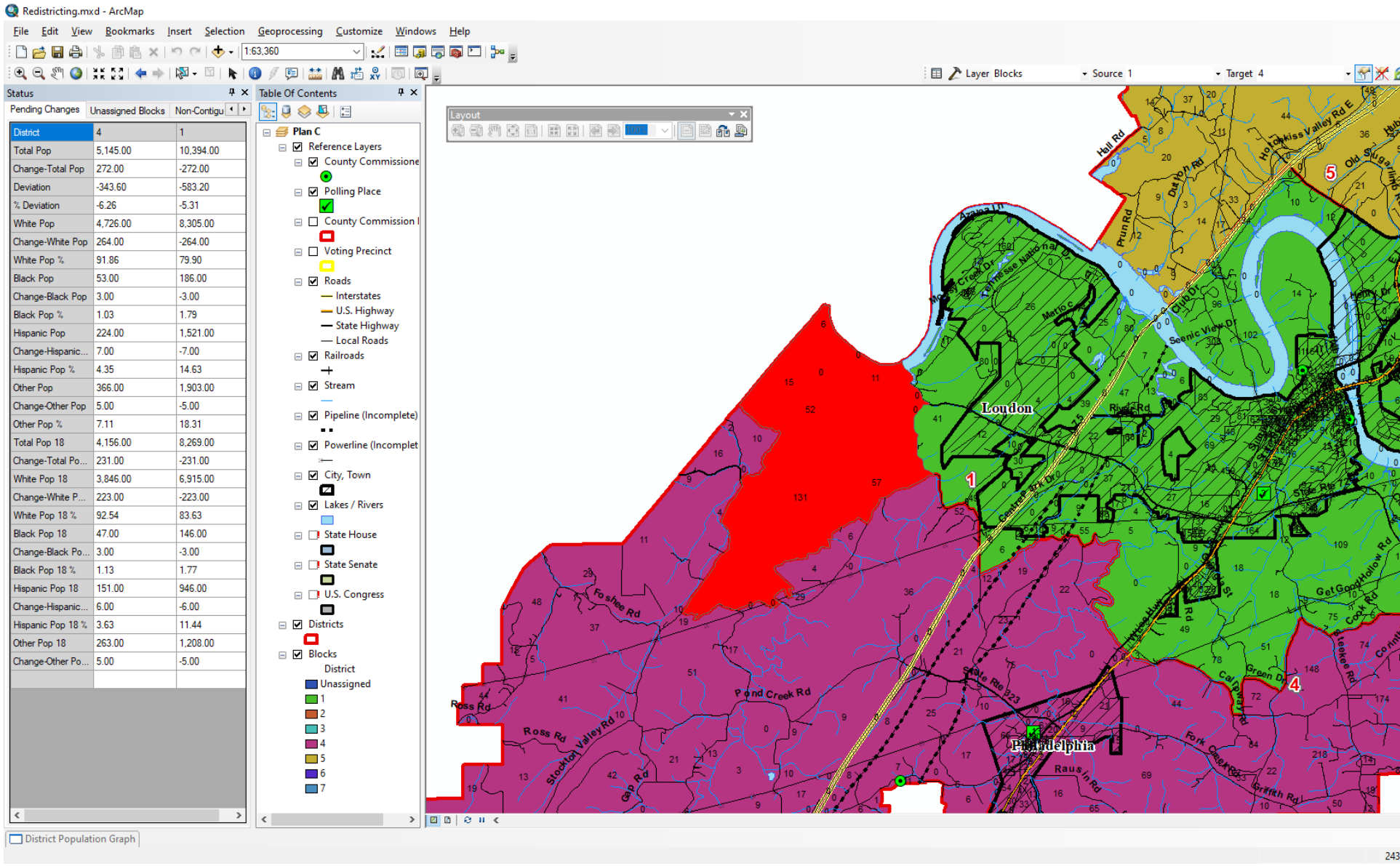
Redistricting.mxd - ArcMap
File Edit View Bookmarks Insert Selection Geoprocessing Customize Windows Help
1:63,360
Layer Blocks
Source 1
Target 4
Status
Pending Changes
Unassigned Blocks
Non-Contigu
District 4 1
Total Pop 5,145.00 10,394.00
Change-Total Pop 272.00 -272.00
Deviation -343.60 -583.20
% Deviation -6.26 -5.31
White Pop 4,726.00 8,305.00
Change-White Pop 264.00 -264.00
White Pop % 91.86 79.90
Black Pop 53.00 186.00
Change-Black Pop 3.00 -3.00
Black Pop % 1.03 1.79
Hispanic Pop 224.00 1,521.00
Change-Hispanic... 7.00 -7.00
Hispanic Pop % 4.35 14.63
Other Pop 366.00 1,903.00
Change-Other Pop 5.00 -5.00
Other Pop % 7.11 18.31
Total Pop 18 4,156.00 8,269.00
Change-Total Po... 231.00 -231.00
White Pop 18 3,846.00 6,915.00
Change-White P... 223.00 -223.00
White Pop 18 % 92.54 83.63
Black Pop 18 47.00 146.00
Change-Black Po... 3.00 -3.00
Black Pop 18 % 1.13 1.77
Hispanic Pop 18 151.00 946.00
Change-Hispanic... 6.00 -6.00
Hispanic Pop 18 % 3.63 11.44
Other Pop 18 263.00 1,208.00
Change-Other Po... 5.00 -5.00
Table Of Contents
Plan C
Reference Layers
County Commissione
Polling Place
County Commission I
Voting Precinct
Roads
Interstates
U.S. Highway
State Highway
Local Roads
Railroads
Stream
Pipeline (Incomplete)
Powerline (Incomplet
City, Town
Lakes / Rivers
State House
State Senate
U.S. Congress
Districts
Blocks
District
Unassigned
1
2
3
4
5
6
7
Layout
Loudon
Philadelphia
Hall Rd
Prun Rd
Dutton Rd
Holtkiss Valley Rd E
Old Sugar Hill Rd
Scenic View Dr
Foshee Rd
Ross Rd
Pond Creek Rd
Stockton Valley Rd
Rausin Rd
Fork Creek Rd
Griffith Rd
Get Good Hollow Rd
Cook Rd
Green Dr
Calpolyard Rd
Henry Dr
Contract Br Dr
Gap Rd
1
4
5
District Population Graph

Exhibit D7

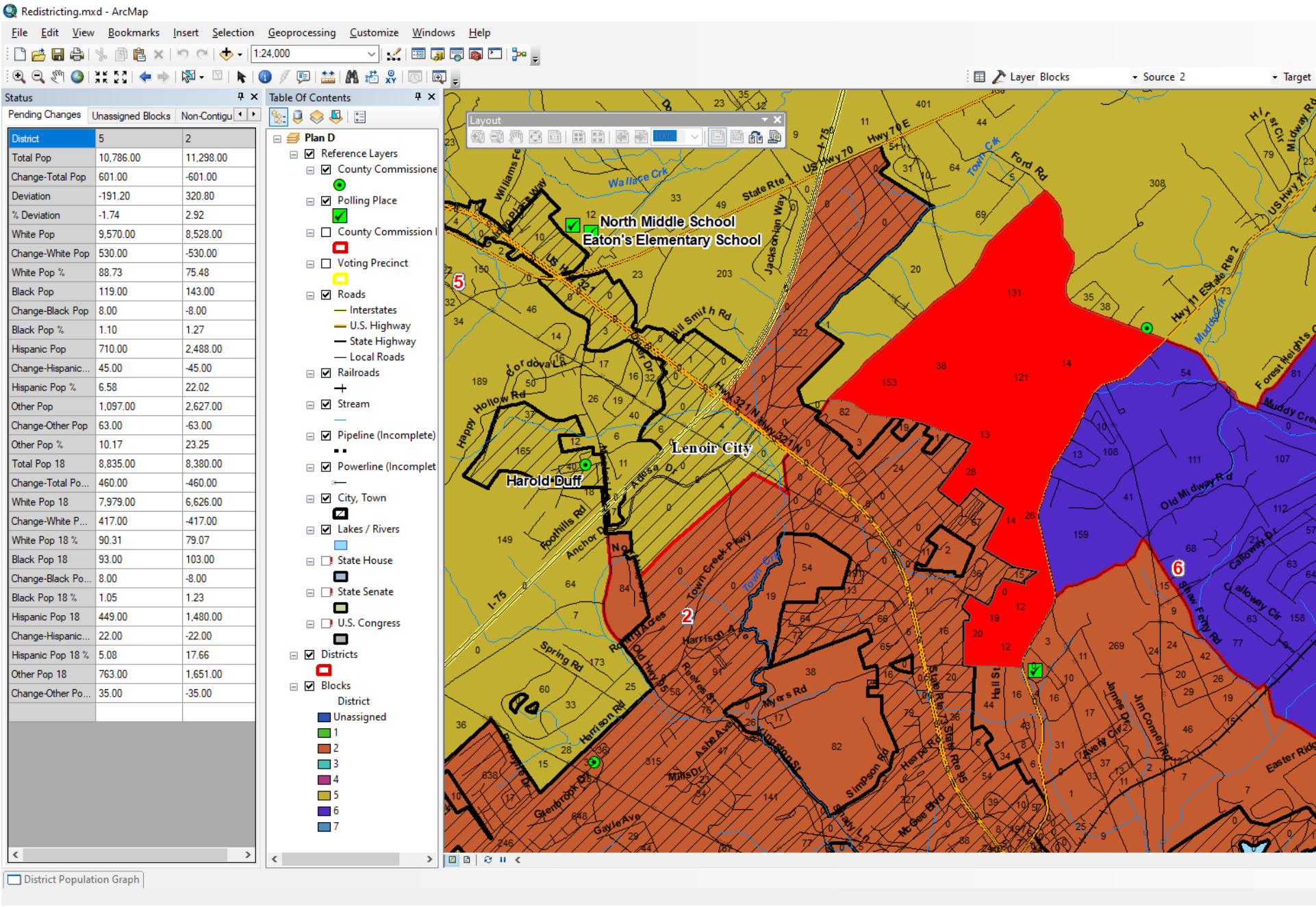

District	5	2
Total Pop	10,786.00	11,298.00
Change-Total Pop	601.00	-601.00
Deviation	-191.20	320.80
% Deviation	-1.74	2.92
White Pop	9,570.00	8,528.00
Change-White Pop	530.00	-530.00
White Pop %	88.73	75.48
Black Pop	119.00	143.00
Change-Black Pop	8.00	-8.00
Black Pop %	1.10	1.27
Hispanic Pop	710.00	2,488.00
Change-Hispanic...	45.00	-45.00
Hispanic Pop %	6.58	22.02
Other Pop	1,097.00	2,627.00
Change-Other Pop	63.00	-63.00
Other Pop %	10.17	23.25
Total Pop 18	8,835.00	8,380.00
Change-Total Po...	460.00	-460.00
White Pop 18	7,979.00	6,626.00
Change-White P...	417.00	-417.00
White Pop 18 %	90.31	79.07
Black Pop 18	93.00	103.00
Change-Black Po...	8.00	-8.00
Black Pop 18 %	1.05	1.23
Hispanic Pop 18	449.00	1,480.00
Change-Hispanic...	22.00	-22.00
Hispanic Pop 18 %	5.08	17.66
Other Pop 18	763.00	1,651.00
Change-Other Po...	35.00	-35.00

Exhibit D8

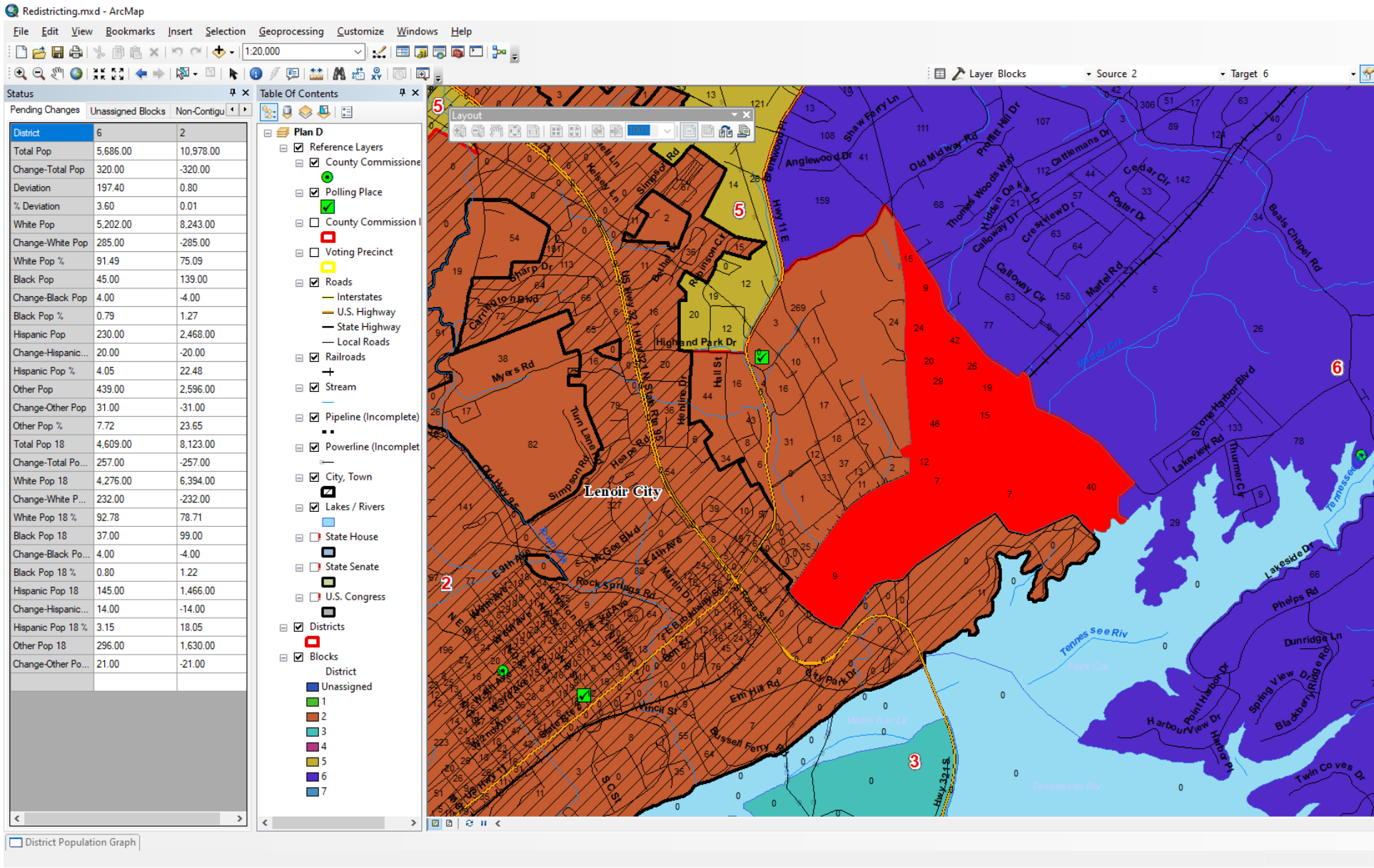

District	6	2
Total Pop	5,686.00	10,978.00
Change-Total Pop	320.00	-320.00
Deviation	197.40	0.80
% Deviation	3.60	0.01
White Pop	5,202.00	8,243.00
Change-White Pop	285.00	-285.00
White Pop %	91.49	75.09
Black Pop	45.00	139.00
Change-Black Pop	4.00	-4.00
Black Pop %	0.79	1.27
Hispanic Pop	230.00	2,468.00
Change-Hispanic...	20.00	-20.00
Hispanic Pop %	4.05	22.48
Other Pop	439.00	2,596.00
Change-Other Pop	31.00	-31.00
Other Pop %	7.72	23.65
Total Pop 18	4,609.00	8,123.00
Change-Total Po...	257.00	-257.00
White Pop 18	4,276.00	6,394.00
Change-White P...	232.00	-232.00
White Pop 18 %	92.78	78.71
Black Pop 18	37.00	99.00
Change-Black Po...	4.00	-4.00
Black Pop 18 %	0.80	1.22
Hispanic Pop 18	145.00	1,466.00
Change-Hispanic...	14.00	-14.00
Hispanic Pop 18 %	3.15	18.05
Other Pop 18	296.00	1,630.00
Change-Other Po...	21.00	-21.00

Exhibit D6

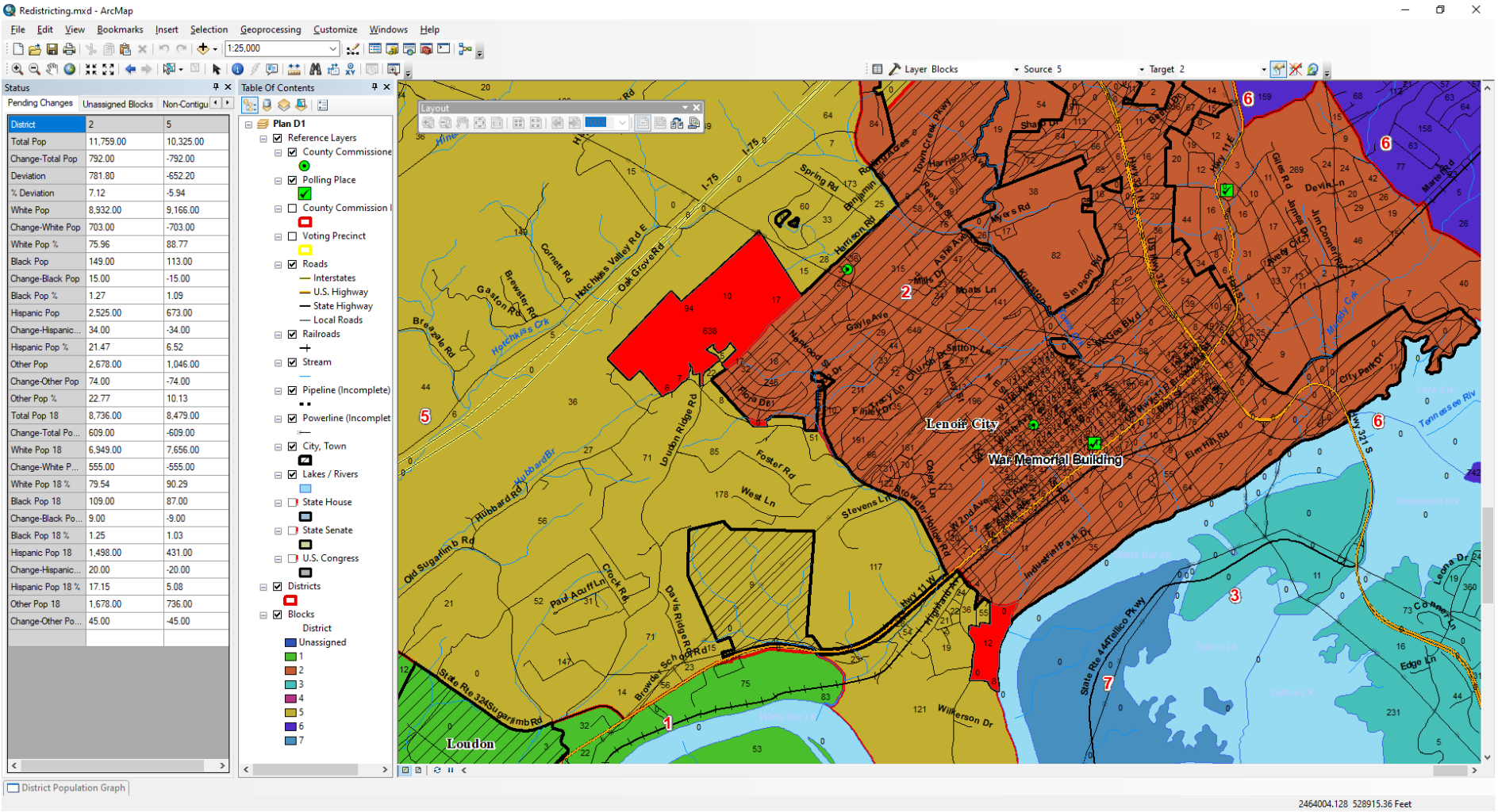

District	2	5
Total Pop	11,759.00	10,325.00
Change-Total Pop	792.00	-792.00
Deviation	781.80	-652.20
% Deviation	7.12	-5.94
White Pop	8,932.00	9,166.00
Change-White Pop	703.00	-703.00
White Pop %	75.96	88.77
Black Pop	149.00	113.00
Change-Black Pop	15.00	-15.00
Black Pop %	1.27	1.09
Hispanic Pop	2,525.00	673.00
Change-Hispanic...	34.00	-34.00
Hispanic Pop %	21.47	6.52
Other Pop	2,678.00	1,046.00
Change-Other Pop	74.00	-74.00
Other Pop %	22.77	10.13
Total Pop 18	8,736.00	8,479.00
Change-Total Po...	609.00	-609.00
White Pop 18	6,949.00	7,656.00
Change-White P...	555.00	-555.00
White Pop 18 %	79.54	90.29
Black Pop 18	109.00	87.00
Change-Black Po...	9.00	-9.00
Black Pop 18 %	1.25	1.03
Hispanic Pop 18	1,498.00	431.00
Change-Hispanic...	20.00	-20.00
Hispanic Pop 18 %	17.15	5.08
Other Pop 18	1,678.00	736.00
Change-Other Po...	45.00	-45.00

Exhibit D5

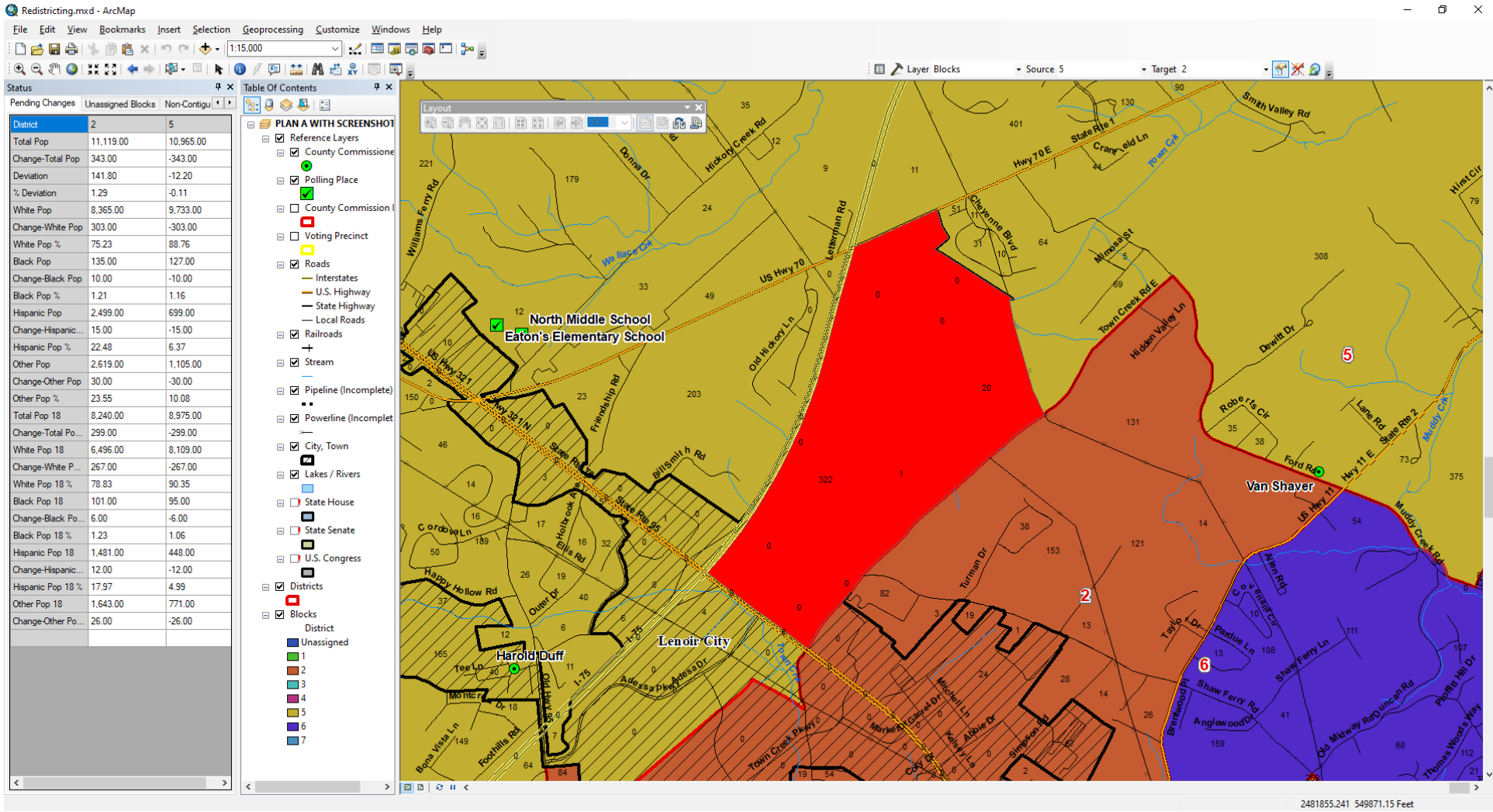

District	2	5
Total Pop	11,119.00	10,965.00
Change-Total Pop	343.00	-343.00
Deviation	141.80	-12.20
% Deviation	1.29	-0.11
White Pop	8,365.00	9,733.00
Change-White Pop	303.00	-303.00
White Pop %	75.23	88.76
Black Pop	135.00	127.00
Change-Black Pop	10.00	-10.00
Black Pop %	1.21	1.16
Hispanic Pop	2,499.00	699.00
Change-Hispanic...	15.00	-15.00
Hispanic Pop %	22.48	6.37
Other Pop	2,619.00	1,105.00
Change-Other Pop	30.00	-30.00
Other Pop %	23.55	10.08
Total Pop 18	8,240.00	8,975.00
Change-Total Po...	299.00	-299.00
White Pop 18	6,496.00	8,109.00
Change-White P...	267.00	-267.00
White Pop 18 %	78.83	90.35
Black Pop 18	101.00	95.00
Change-Black Po...	6.00	-6.00
Black Pop 18 %	1.23	1.06
Hispanic Pop 18	1,481.00	448.00
Change-Hispanic...	12.00	-12.00
Hispanic Pop 18 %	17.97	4.99
Other Pop 18	1,643.00	771.00
Change-Other Po...	26.00	-26.00

Exhibit D4

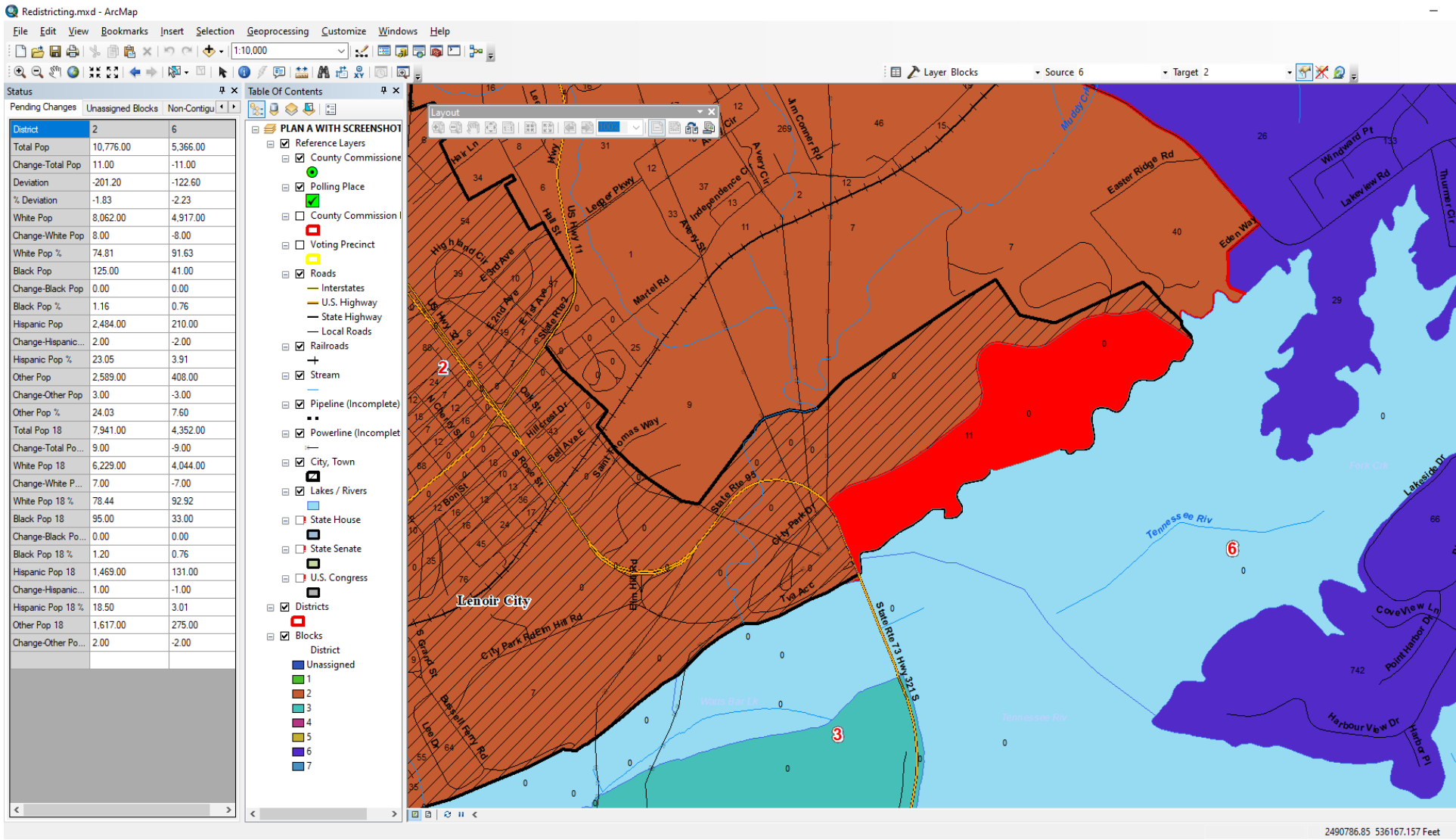

District	2	6
Total Pop	10,776.00	5,366.00
Change-Total Pop	11.00	-11.00
Deviation	-201.20	-122.60
% Deviation	-1.83	-2.23
White Pop	8,062.00	4,917.00
Change-White Pop	8.00	-8.00
White Pop %	74.81	91.63
Black Pop	125.00	41.00
Change-Black Pop	0.00	0.00
Black Pop %	1.16	0.76
Hispanic Pop	2,484.00	210.00
Change-Hispanic...	2.00	-2.00
Hispanic Pop %	23.05	3.91
Other Pop	2,589.00	408.00
Change-Other Pop	3.00	-3.00
Other Pop %	24.03	7.60
Total Pop 18	7,941.00	4,352.00
Change-Total Po...	9.00	-9.00
White Pop 18	6,229.00	4,044.00
Change-White P...	7.00	-7.00
White Pop 18 %	78.44	92.92
Black Pop 18	95.00	33.00
Change-Black Po...	0.00	0.00
Black Pop 18 %	1.20	0.76
Hispanic Pop 18	1,469.00	131.00
Change-Hispanic...	1.00	-1.00
Hispanic Pop 18 %	18.50	3.01
Other Pop 18	1,617.00	275.00
Change-Other Po...	2.00	-2.00

Exhibit D9

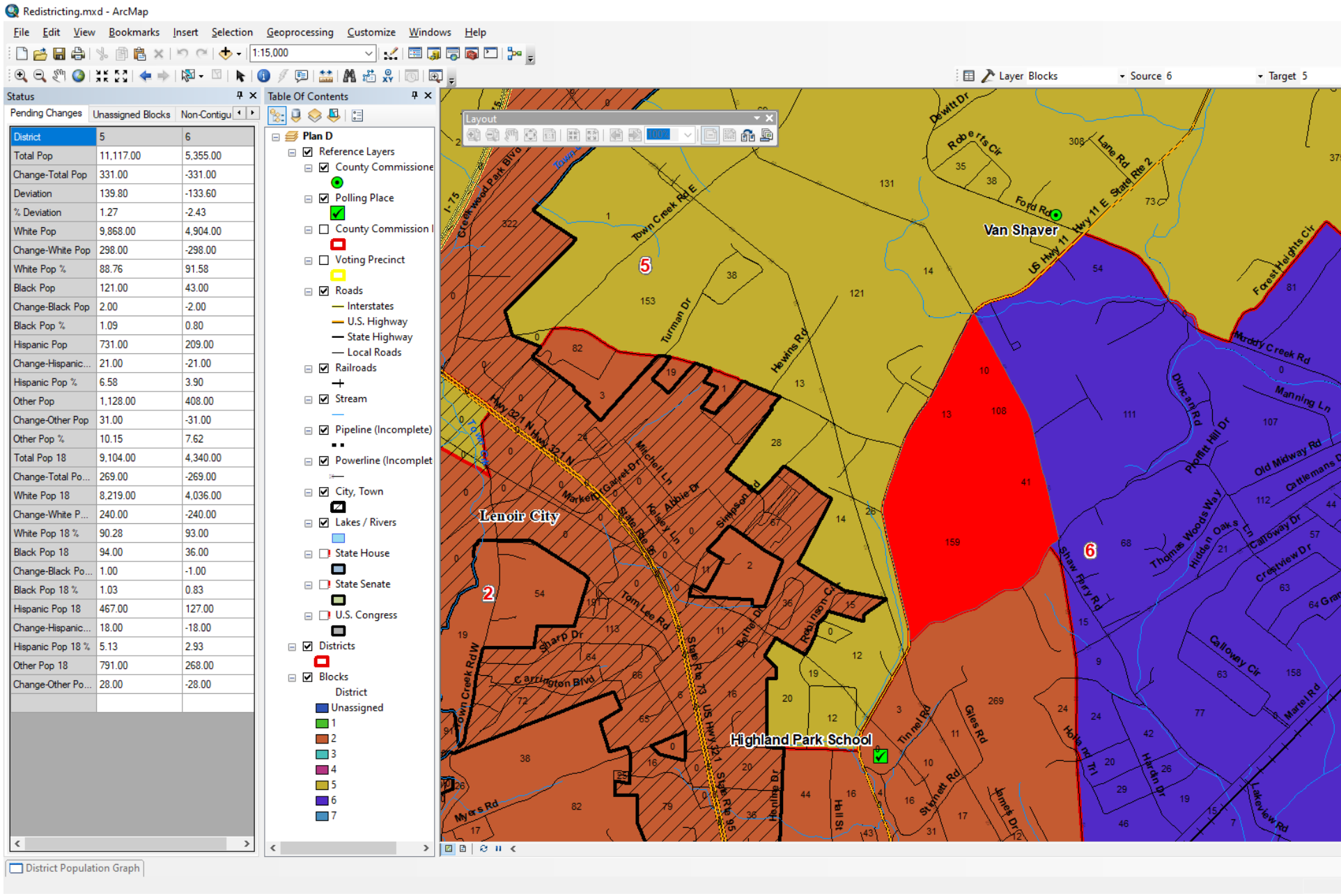

District	5	6
Total Pop	11,117.00	5,355.00
Change-Total Pop	331.00	-331.00
Deviation	139.80	-133.60
% Deviation	1.27	-2.43
White Pop	9,868.00	4,904.00
Change-White Pop	298.00	-298.00
White Pop %	88.76	91.58
Black Pop	121.00	43.00
Change-Black Pop	2.00	-2.00
Black Pop %	1.09	0.80
Hispanic Pop	731.00	209.00
Change-Hispanic...	21.00	-21.00
Hispanic Pop %	6.58	3.90
Other Pop	1,128.00	408.00
Change-Other Pop	31.00	-31.00
Other Pop %	10.15	7.62
Total Pop 18	9,104.00	4,340.00
Change-Total Po...	269.00	-269.00
White Pop 18	8,219.00	4,036.00
Change-White P...	240.00	-240.00
White Pop 18 %	90.28	93.00
Black Pop 18	94.00	36.00
Change-Black Po...	1.00	-1.00
Black Pop 18 %	1.03	0.83
Hispanic Pop 18	467.00	127.00
Change-Hispanic...	18.00	-18.00
Hispanic Pop 18 %	5.13	2.93
Other Pop 18	791.00	268.00
Change-Other Po...	28.00	-28.00

Exhibit D1

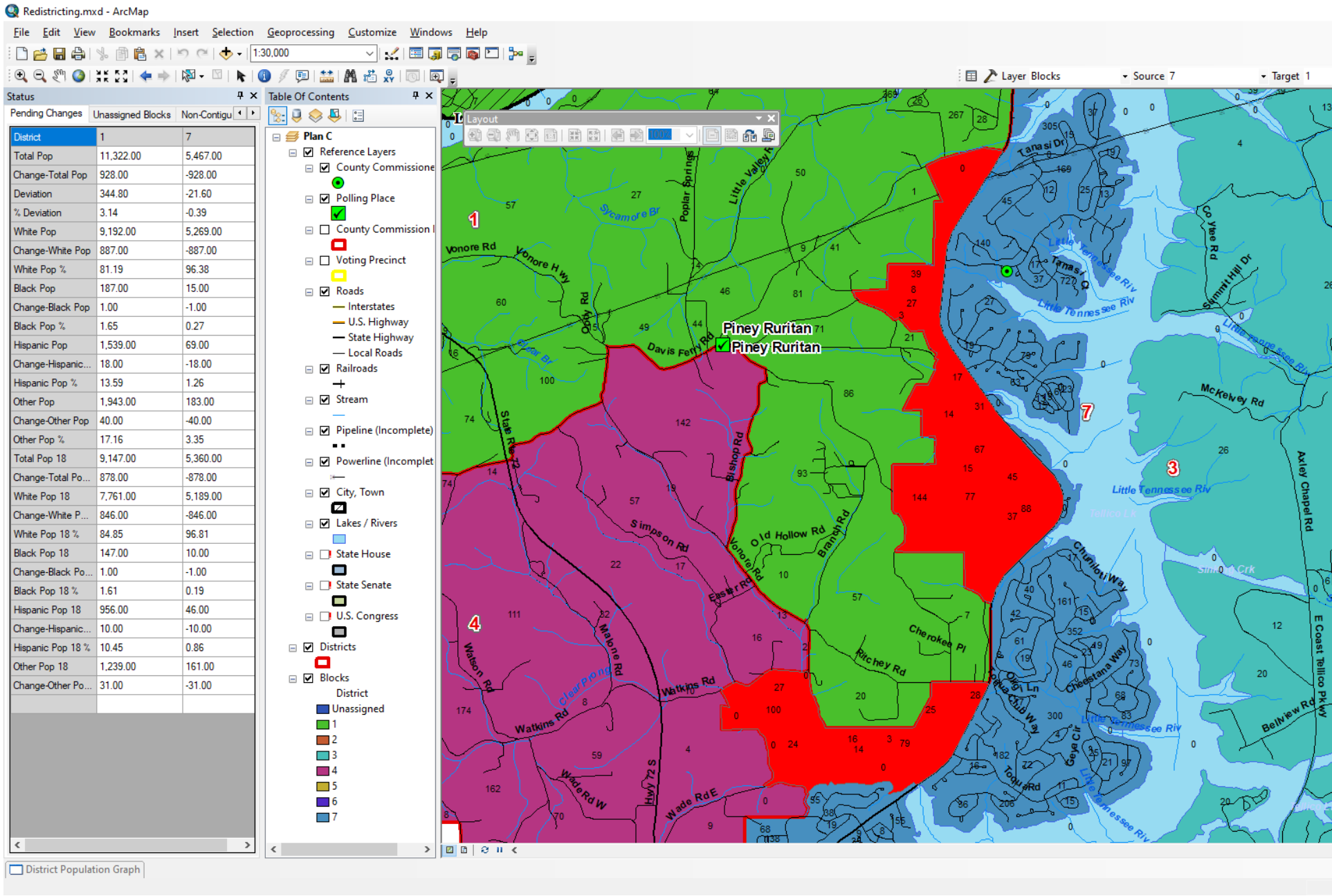

District	1	7
Total Pop	11,322.00	5,467.00
Change-Total Pop	928.00	-928.00
Deviation	344.80	-21.60
% Deviation	3.14	-0.39
White Pop	9,192.00	5,269.00
Change-White Pop	887.00	-887.00
White Pop %	81.19	96.38
Black Pop	187.00	15.00
Change-Black Pop	1.00	-1.00
Black Pop %	1.65	0.27
Hispanic Pop	1,539.00	69.00
Change-Hispanic...	18.00	-18.00
Hispanic Pop %	13.59	1.26
Other Pop	1,943.00	183.00
Change-Other Pop	40.00	-40.00
Other Pop %	17.16	3.35
Total Pop 18	9,147.00	5,360.00
Change-Total Po...	878.00	-878.00
White Pop 18	7,761.00	5,189.00
Change-White P...	846.00	-846.00
White Pop 18 %	84.85	96.81
Black Pop 18	147.00	10.00
Change-Black Po...	1.00	-1.00
Black Pop 18 %	1.61	0.19
Hispanic Pop 18	956.00	46.00
Change-Hispanic...	10.00	-10.00
Hispanic Pop 18 %	10.45	0.86
Other Pop 18	1,239.00	161.00
Change-Other Po...	31.00	-31.00

Plan Statistics

Start Editing Cancel

District	Commissioners	Total Pop.	Total Deviation	Total Deviation %
Unassigned	0	0.00	0.00	0.00
1	2	11,093.00	115.80	1.05
2	2	10,969.00	-8.20	-0.07
3	1	5,502.00	13.40	0.24
4	1	5,374.00	-114.60	-2.09
5	2	11,126.00	148.80	1.36
6	1	5,355.00	-133.60	-2.43
7	1	5,467.00	-21.60	-0.39

Plan D Stats